

Choose the diameter for the installation for **CLOSED** network.
 Tube diameter are 15 mm to 28 mm.

CFM	DISTANCE											
	100'	150'	200'	250'	300'	400'	500'	600'	700'	800'	900'	1000'
5	15	15	15	15	15	15	15	15	15	15	15	15
10	15	15	15	15	15	15	15	15	15	15	15	15
15	15	15	15	15	15	15	15	22	22	22	22	22
20	15	15	15	15	15	22	22	22	22	22	22	22
30	15	22	22	22	22	22	22	22	22	22	22	22
40	22	22	22	22	22	22	22	22	28	28	28	28
60	22	22	22	22	28	28	28	28	28	28	28	28
80	22	22	28	28	28	28	28	28	---	---	---	---
100	22	28	28	28	28	---	---	---	---	---	---	---
125	28	28	28	---	---	---	---	---	---	---	---	---
150	28	28	---	---	---	---	---	---	---	---	---	---

Choose the diameter for the installation for **ONLINE** network.
 Tube diameter are 15 mm to 28 mm.

CFM	DISTANCE											
	25'	50'	75'	100'	150'	200'	250'	300'	400'	500'	600'	700'
5	15	15	15	15	15	15	15	15	15	15	15	22
10	15	15	15	15	15	22	22	22	22	22	22	22
15	15	15	22	22	22	22	22	22	22	22	28	28
20	15	22	22	22	22	22	22	22	28	28	28	28
30	22	22	22	22	28	28	28	28	28	28	---	---
40	22	22	22	28	28	28	28	28	---	---	---	---
60	22	28	28	28	---	---	---	---	---	---	---	---
80	28	28	28	---	---	---	---	---	---	---	---	---
100	28	---	---	---	---	---	---	---	---	---	---	---
125	28	---	---	---	---	---	---	---	---	---	---	---

*Based on a maximum of 3 PSI pressure drop at 100 PSI

CORROSION AND MAINTENANCE FREE HIGH TECHNOLOGY MODULAR SYSTEM



FOR CONTAMINANT FREE CLEAN AIR

The **AirMax** modular air line offers flexibility and easy installation which results in cost and time savings.

A complete selection of adapters allows its use in any situation. The air line system can be installed within minutes without any specialized tool, can be modified at any time, is maintenance free and can be pressurized immediately after installation.

Easy to install

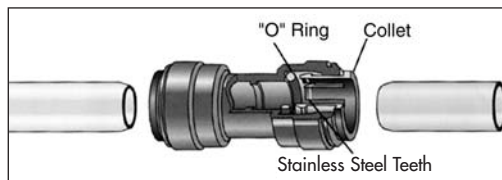


No special tool required



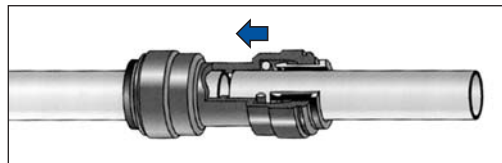
CUT PIPE SQUARE

It is essential that the outside diameter be free of score marks or burrs and sharp edges be removed before inserting into fitting.



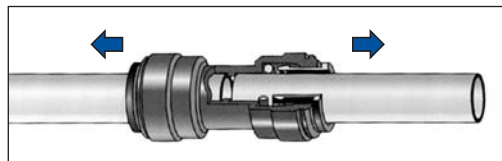
PUSH UP TO PIPE STOP

Push the pipe into the fitting, to the pipe stop. The collet (gripper) has stainless steel teeth which hold the tube firmly in position while the o'ring provides a permanent leak proof seal.




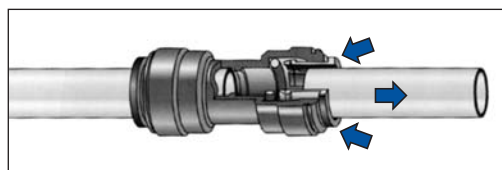
PULL TO CHECK SECURE

Pull on the pipe to check it is secure, It is good practice to test the system prior to leaving site and/or before use.



DISCONNECTING


To disconnect ensure the system is depressurized before removing fitting. Push in collet squarely against face of fitting. With the collet held in this position, the pipe can be removed. The fitting can then be re-used.




Guaranteed to be leak proof




Shock and impact resistant



Non-conducting



Compatible with most lubricating oils



Flame and welding spot resistant

AIRMAX AIRMAX AIRMAX AIRMAX AIRMAX



PLASTIC TUBING LENGTH OF 10'

Part No.	O.D.	I.D.	Air Flow
13.0710	15mm (1/2")	12mm	75 SCFM
13.0810	22mm (3/4")	18mm	110 SCFM
13.0910	28mm (1")		300 SCFM

75 SCFM

15 mm

110 SCFM

22 mm

Applications

- Ideal for compressed air networks for garages, workshops or assembly lines

Features

- Length of 10' to facilitate transportation and installation
- Solid material resistant to impacts
- Lightweight and flexible, corrosion resistant
- Compatible with most lubricating oils
- Excellent resistance against flames, sparks and welding spots

Specifications

Maximum Working Pressure

150 PSI

Working Temperature

-20°C to 80°C (-4°F to 176°F)

Air Flow

15 mm : 75 SCFM

22 mm : 110 SCFM

28 mm : 300 SCFM

Construction

Nylon Composite

Colour


Blue

LIGHTWEIGHT AND EASY TO ASSEMBLE



IDEAL FOR :


WORKSHOPS



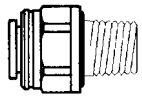
GARAGES



INDUSTRIES

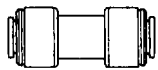


NYLON CONNECTOR



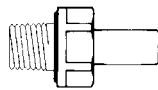
MALE CONNECTOR

Part No.	Tube O.D.	Thread (M) PT
13.1105	15 mm	1/2
13.1110	22 mm	3/4
13.1112	28 mm	1



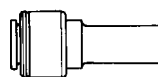
UNION CONNECTOR

Part No.	Tube O.D.
13.1115	15 mm
13.1120	22mm
13.1122	28 mm



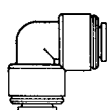
MALE ADAPTER WITH TIP

Part No.	Tube O.D.	Thread (M) PT
13.1125	15mm	3/8
13.1130	15mm	1/2
13.1135	22mm	1/2
13.1140	22mm	3/4



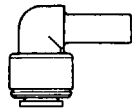
REDUCTOR CONNECTOR WITH TIP

Part No.	Tube O.D.	Tip O.D.
13.1145	22 mm	15 mm
13.1146	28 mm	15 mm
13.1147	28 mm	22 mm



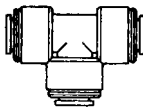
90° ELBOW CONNECTOR

Part No.	Tube O.D.
13.1150	15 mm
13.1155	22 mm
13.1157	28 mm



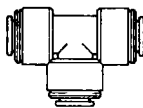
ELBOW CONNECTOR WITH TIP

Part No.	Tip O.D.	Tube O.D.
13.1160	15 mm	15mm
13.1163	22 mm	22 mm



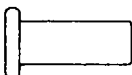
"T" CONNECTOR

Part No.	Tube O.D.
13.1165	15 mm
13.1170	22mm
13.1172	28 mm



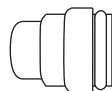
"T" REDUCTOR

Part No.	Tube O.D.	Tube O.D.
13.1175	22 mm (x2)	15 mm



CAPS

Part No.	Tip O.D.
13.1180	15 mm
13.1185	22 mm



END STOP

Part No.	Tube O.D.
13.1205	15 mm
13.1210	22 mm



CLAMP PROTECTOR

Part No.	Tube O.D.
13.1305	15 mm
13.1310	22 mm



Applications

- Special concept which allows faster air line installation
- Ideal for networks for which the configuration has to change periodically
- Can be used with plastic or metal tubing

Features

- Corrosion resistant
- Easy, ultra-fast connection and disconnection
- Does not require any special tool for installation
- 100% re-usable
- FDA approved

Specifications

Maximum Working Pressure
150 PSI (@ 23°C)

Working Temperature
-20°C to 70°C (-4°F to 158°F)

Construction
Body : Black polypropylene
Retaining teeth : Stainless Steel
Seal "O"ring : Nitrile



Features

- Corrosion resistant
- One piece solid brass construction
- For heavy-duty applications
- Perfectly adapted to all air lines components

Part No.	Thread (M) PT	Thread (F) PT
13.1480	3/8	1/2

BRASS CONNECTORS



BRASS MALE CONNECTOR

Part No.	Tube O.D.	Thread (M) PT
13.1325	15 mm	1/2
13.1330	22 mm	3/4
13.1332	28 mm	1



BRASS FEMALE ADAPTOR TIP

Part No.	Tube O.D.	Thread (F) PT
13.1345	15 mm	1/2
13.1350	22 mm	3/4



90° BRACKET FITTING

Part No.	Tube O.D.	Thread (F) PT
13.1922	15 mm	1/2
13.1932	22 mm	3/4

Part No.	Thread (F) PT	Thread (F) PT
13.1323	1/2	1/2
	(M) NPT	(F) NPT
13.1324	1/2	1/2



BRASS MALE ADAPTOR TIP

Part No.	Tube O.D.	Thread (M) PT
13.1335	15 mm	1/2
13.1340	22 mm	3/4
13.1342	28 mm	1



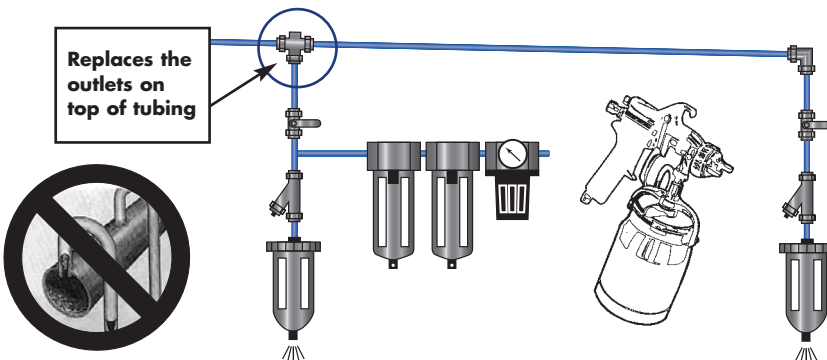
90° BULKHEAD ELBOW CONNECTOR

T WATER ELIMINATOR

Part No.	Tube O.D.
13.1355	22 mm
13.1360	T Water Elimi. 28 mm OD

Features

- Special conception replacing a swan neck preformed tube
- Captures water contained in compressed air
- More effective than standard outlets on top of tubing
- Allows time savings on installation of a downward air line



NYLON DISTRIBUTORS



2 WAY DISTRIBUTOR


Part No.	Tube O.D.	Thread (F) NPT
	Inlet	Outlet
13.1505	1/2	3/8
13.1507	3/4	3/8
13.1510	1/2	1/2
13.1515	3/4	1/2



4 WAY DISTRIBUTOR

Part No.	Tube O.D.	Thread (F) NPT
	Inlet	Outlet
13.1523	1/2	1/2
13.1524	3/4	1/2

PLASTIC WALL MOUNTING BRACKETS




CLIP PART

Part No.	Tube O.D.
13.1707	15 mm
13.1708	22 mm
13.1709	28 mm



NAIL-IN CLIP

Part No.	Tube O.D.
13.1717	15 mm
13.1718	22 mm
13.1725	Espaceur noir



CEILING BRACKET - STEEL

Part No.	Description
13.1750.34	Hook with a loop shape 3/4"
13.1750	Hook with a loop shape 1"
13.1750.125	Hook with a loop shape 1 1/4"
13.1750.150	Hook with a loop shape 1 1/2"
13.1750.2	Hook with a loop shape 2"
13.1750.250	Hook with a loop shape 2 1/2"
13.1755	Threaded Rod 3/8" NPT (10")
13.1760	Beam Ear Clamp 3"

13.1750



13.1760

KIT - WALL MOUNTING BRACKET

Part No.	Description
13.1905	13.1510 + 13.1105 + 33.1852 to fit tube 1/2
13.1907	13.1515 + 13.1110 + 33.1852 to fit tube 3/4
13.1910	13.1510 + 13.1105 to fit tube 1/2
13.1915	13.1515 + 13.1112 to fit tube 3/4
13.1923	13.1523 + 13.1105 to fit tube 1/2
13.1924	13.1524 + 13.1110 to fit tube 3/4

SUGGESTION : 4 brackets per length of 10'

For any questions or information about compressed air you may contact us at
Tel. : 1-888-730-0501 - Fax : 1-888-730-3522
or visit our web site at www.airmax.ca