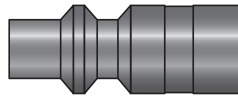


37 SCFM



Type I-1

◆ PLUG
(STEEL)

AUTOMATIC COUPLER
BRASS
(NICKEL PLATED) (LITTLE MODEL)

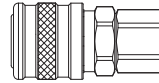
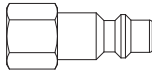
◆ MANUAL COUPLER
(STEEL/
BRASS) (BRASS)



One Way Shut-Off

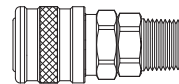
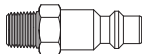


FEMALE THREAD



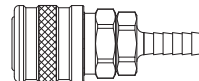

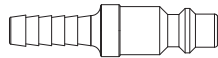
	Part No.	Part No.	Part No.	Part No.	Part No.
1/8" (F) NPT	16.1122	16.1422	-	16.1722	16.1723
1/4" (F) NPT	16.1142	16.1442	16.1443	16.1742	16.1743
3/8" (F) NPT	16.1162	16.1462	-	16.1762	16.1763

MALE THREAD



	Part No.	Part No.	Part No.	Part No.	Part No.
1/8" (M) NPT	16.1222	16.1522	-	16.1822	16.1823
1/4" (M) NPT	16.1242	16.1542	16.1543	16.1842	16.1843
3/8" (M) NPT	16.1262	16.1562	-	16.1862	16.1863

HOSE BARB



	Part No.	Part No.	Part No.	Part No.	Part No.
1/4" I.D.	16.1342	16.1642	-	16.1942	16.1943
5/16" I.D.	16.1352	16.1652	-	16.1952	-
3/8" I.D.	16.1362	16.1662	-	16.1962	-

Coupler with sleeve lock option available upon request

Applications

- Ideal for : Air tools
- Vacuum
- Water

Features

- Interchangeable with 1/4" Industrial Type plugs
- Superior performance

Specifications

Maximum Working Pressure
250 PSI

Working Temperature
-40°C to 107°C (-40°F to 225°F)

Air Flow
37 SCFM

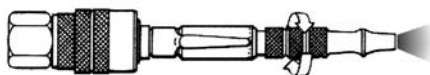
Construction
Sleeve and Valve Spring : Stainless Steel
Seal : Buna-N
Locking Balls : Stainless Steel

2 OR 4 PIECES KIT



Part No.	Description
16.1711C	2 pieces kit (16.1242 + 16.1743)
16.1704C	4 pieces kit (16.1142 + 16.1242 + 16.1743 + 33.1128)

ADJUSTABLE POCKET BLOW GUN



Part No. 65.1016

Features

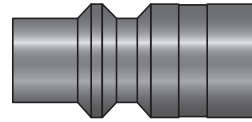
- Quickly transforms a Type I-1 coupler into an adjustable blow gun
- Adjustable blow pressure by rotating spout
- Maximum inlet pressure 150 PSI

◆ AVAILABLE IN STAINLESS STEEL 303

One Way Shut-Off 



67 SCFM



Type I-2

PLUG
(STEEL)

AUTOMATIC
COUPLER
(BRASS)

MANUAL
COUPLER
(STEEL/BRASS)

Applications

- Ideal for : Air tools
- Vacuum
- Water

Features

- Interchangeable with 3/8" Industrial Type plugs
- Superior performance

Specifications

Maximum Working Pressure
250 PSI

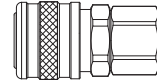
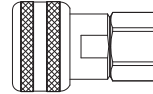
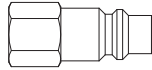
Working Temperature
-40°C to 107°C (-40°F to 225°F)

Air Flow
67 SCFM

Construction

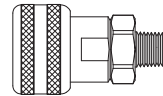
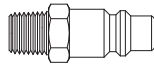
Body : Steel
Sleeve and Valve Spring : Stainless Steel
Seal : Buna-N
Locking Balls : Stainless Steel

FEMALE THREAD



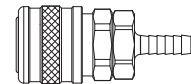
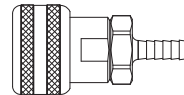
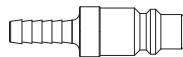
	Part No.	Part No.	Part No.
1/4" (F) NPT	16.2142	16.2442	16.2742
3/8" (F) NPT	16.2162	16.2462	16.2762
1/2" (F) NPT	16.2172	16.2472	16.2772

MALE THREAD



	Part No.	Part No.	Part No.
1/4" (M) NPT	16.2242	16.2542	16.2842
3/8" (M) NPT	16.2262	16.2562	16.2862
1/2" (M) NPT	16.2272	16.2572	16.2872


HOSE BARB



	Part No.	Part No.	Part No.
1/4" I.D.	16.2342	16.2642	16.2942
3/8" I.D.	16.2362	16.2662	16.2962
1/2" I.D.	16.2372	16.2672	16.2972

Coupler with sleeve lock option available upon request

99 SCFM



Type I-3



One Way Shut-Off

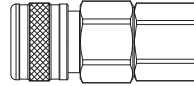
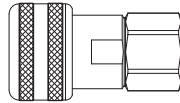
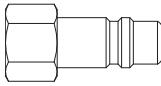


PLUG
(STEEL)

**AUTOMATIC
COUPLER**
(BRASS)

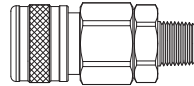
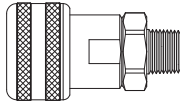
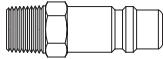
**MANUAL
COUPLER**
(STEEL/BRASS)

FEMALE THREAD



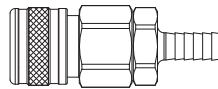
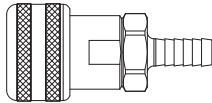
	Part No.	Part No.	Part No.
3/8" (F) NPT	16.3162	16.3462	16.3762
1/2" (F) NPT	16.3172	16.3472	16.3772
3/4" (F) NPT	16.3182	16.3482	16.3782

MALE THREAD



	Part No.	Part No.	Part No.
1/4" (M) NPT	16.3242	-	-
3/8" (M) NPT	16.3262	16.3562	16.3862
1/2" (M) NPT	16.3272	16.3572	16.3872
3/4" (M) NPT	16.3282	16.3582	16.3882

HOSE BARB



	Part No.	Part No.	Part No.
3/8" I.D.	16.3362	16.3662	16.3962
1/2" I.D.	16.3372	16.3672	16.3972
3/4" I.D.	16.3382	16.3682	16.3982

Coupler with sleeve lock option available upon request

Applications

- Ideal for : Air tools
- Vacuum
- Water

Features

- Interchangeable with 1/2" Industrial Type plugs
- Superior performance

Specifications

Maximum Working Pressure
250 PSI

Working Temperature
-40°C to 107°C (-40°F to 225°F)

Air Flow
99 SCFM

Construction

Body : Steel
Sleeve and Valve Spring : Stainless Steel
Seal : Buna-N
Locking Balls : Stainless Steel