



One Way Shut-Off



34 SCFM



PLUG
(STEEL)

**AUTOMATIC
COUPLER**
(STEEL/BRASS)

**MANUAL
COUPLER**
(BRASS)

Applications

- Ideal for : Air tools
- Vacuum
- Water

Features

- Interchangeable with 1/4" Tru-Flate and CP Types
- Corrosion resistant

Specifications

Maximum Working Pressure

300 PSI

Working Temperature

-40°C to 107°C (-40°F to 225°F)

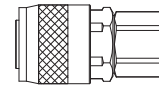
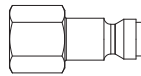
Air Flow

34 SCFM

Construction

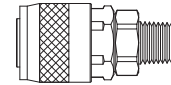
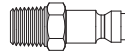
Body (automatic) : Steel
 Body (manual) : Brass
 Sleeve and Valve Spring : Stainless Steel
 Seal : Buna-N
 Locking Balls : Stainless Steel
 Socket Sleeve : Steel

FEMALE THREAD



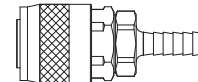
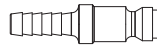
	Part No.	Part No.	Part No.
1/4" (F) NPT	18.1142	18.1442	18.1743
3/8" (F) NPT	18.1162	18.1462	18.1763

MALE THREAD



	Part No.	Part No.	Part No.
1/4" (M) NPT	18.1242	18.1542	18.1843
3/8" (M) NPT	18.1262	18.1562	-

HOSE BARB

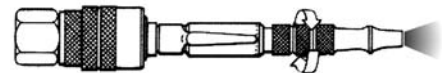


	Part No.	Part No.	Part No.
1/4" I.D.	18.1342	18.1642	-
5/16" I.D.	-	18.1652	-
3/8" I.D.	18.1362	18.1662	-

ADJUSTABLE POCKET BLOW GUN


Features

- Quickly transforms a Type T-1 coupler into an adjustable blow gun
- Blow pressure easy to adjust by rotating spout
- Maximum inlet pressure 150 PSI



Part No. 65.1018

68 SCFM



Type T-2

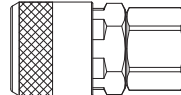
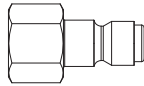
PLUG
(STEEL)

**AUTOMATIC
COUPLER**
(STEEL)

One Way Shut-Off

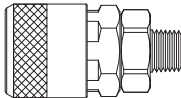
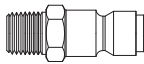


FEMALE THREAD



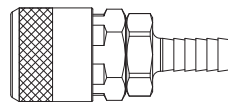
	Part No.	Part No.
1/4" (F) NPT	18.2142	18.2742
3/8" (F) NPT	18.2162	18.2762
1/2" (F) NPT	18.2172	18.2772

MALE THREAD



	Part No.	Part No.
1/4" (M) NPT	18.2242	18.2842
3/8" (M) NPT	18.2262	18.2862
1/2" (M) NPT	18.2272	18.2872

HOSE BARB



	Part No.	Part No.
3/8" I.D.	18.2362	18.2962
1/2" I.D.	18.2372	18.2972

Applications

- Ideal for : Air tools
- Vacuum
- Water

Features

- Interchangeable with 3/8" Tru-Flate and CP Types plugs
- Corrosion resistant

Specifications

Maximum Working Pressure
300 PSI

Working Temperature
-40°C to 107°C (-40°F to 225°F)

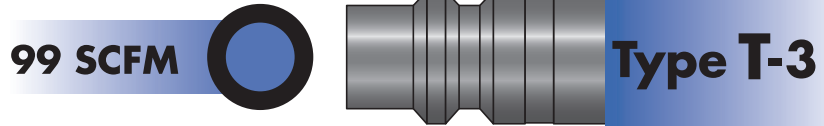
Air Flow
68 SCFM

Construction

Body: Steel
Sleeve and Valve Spring : Stainless Steel
Seal : Buna-N
Locking Balls : Stainless Steel
Socket Sleeve : Steel



One way Shut-Off



Applications

- Ideal for : Air tools
- Vacuum
- Water

Features

- Interchangeable with 1/2" Tru-Flate and CP Types plugs
- Corrosion resistant

Specifications

Maximum Working Pressure
300 PSI

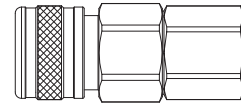
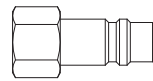
Working Temperature
-40°C to 107°C (-40°F to 225°F)

Air Flow
99 SCFM

Construction
Body : Steel
Sleeve and Valve Spring: Stainless Steel
Seal : Buna-N
Locking Balls : Stainless Steel
Socket Sleeve : Steel

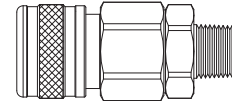
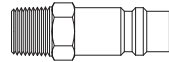
PLUG (STEEL)	MANUAL COUPLER (STEEL/BRASS)
-----------------	------------------------------------

FEMALE THREAD



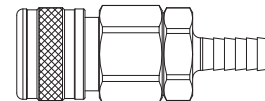
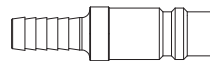
	Part No.	Part No.
3/8" (F) NPT	18.3162	18.3762
1/2" (F) NPT	18.3172	18.3772
3/4" (F) NPT	18.3182	18.3782

MALE THREAD



	Part No.	Part No.
1/4" (M) NPT	18.3242	-----
3/8" (M) NPT	18.3262	18.3862
1/2" (M) NPT	18.3272	18.3872
3/4" (M) NPT	18.3282	18.3882

HOSE BARB



	Part No.	Part No.
3/8" I.D.	18.3362	-----
1/2" I.D.	18.3372	18.3972
3/4" I.D.	18.3382	-----