



### Applications

- Ideal for garages, shops or plant maintenance
- Suited for assembly workstation, maintenance worktable, light mechanic workshops

### To maximize ergonomic work PRACTICAL HOSE REEL

#### Features

- Allows for quick and easy attachment to ceiling, walls, working units or any other surface
- Thermoplastic hose with swivel fitting
- Ergonomic and robust, helps to prevent tripping accidents and injuries by keeping hoses off the floor.
- Plastic construction

#### Specifications


##### Maximum Working Pressure

100 PSI

##### Weight

3 lbs (1.4 Kg)

Part No.	Poly-urethane Tube I.D. in.	Length ft.	Thread (M) NPT
52.0755	8x5	25	1/4
52.0760	3/8	20	1/4



### Applications

- Ideal for garages, shops or plant maintenance

#### Features

- Designed to retract the hose and suspend tools
- Allows the worker to suspend a tool up to 3 lbs (1.5 Kg)
- Robust and lightweight
- Includes 48" thermoplastic hose with 1/4" M (NPT) swivel fitting

### HOSE REEL - BALANCER

#### Features

##### Maximum Working Pressure

100 PSI

##### Weight

1.89 lbs (.89 Kg)

Part No.	Poly-urethane Tube I.D. mm	Length in.	Thread (M) NPT
52.0770	8 x 5	48	1/4



Use a swivel connector with flow control (Series 63) to improve productivity by increasing manoeuvrability and decreasing workers fatigue and injury.

## L701 SERIES LOW PRESSURE AIR/WATER REELS

Part No.	Length ft	Hose I.D. in.	N.W.	Maximum Working Pressure
52.0838	50	3/8	23.1	300 PSI

Standard: Hybrid polymer hose. Maximum temperature 140°F (60°C). Optional : PU/PVC hose.

### Features

- Durable construction-made from high quality impact resistant polypropylene
- Positive latching mechanism-automatically locks hose at desired length
- Integral wall/overhead swivel bracket

### Specifications

#### Maximum Working Pressure


300 PSI

#### Inlet


3/8"

#### Packing dimension (inch.)

18.9 x 9.1 x 19.3



180° SWIVEL



**NEW**

#### Safety Lock

*Prevents hose from moving in either direction*

#### Durable construction

*Made from impact resistant polypropylene*

#### Hose included

*36" lead-in hose is included in addition to the reel hose.*

*Ideal for mobile units and construction work*



### Applications

- Best applied for small truck skid units for pesticides, pressure wash, agriculture or deployment of air tools in the construction trades where a maximum hose length is required

### Features

- Beaded edges on spool prevents hose damage or injury to operator
- Heavy duty bearing hubs are factory lubricated for years of dependable service
- Removable handle can be mounted on either side
- Fully adjustable nylon brake

### Specifications

#### Maximum Working Pressure

3000 PSI

#### Inlet

1/2" (M) NPT

#### Construction

Painted steel and heavy 12 GA base

### COMPACT MANUAL HOSE REEL

Part No.	Hose I.D. in.	Maximum length ft.
52.1160	3/8	75
	1/2	50

**WORKING PRESSURE: 3000 PSI**



### COMPACT MANUAL HOSE REEL

Part No.	Hose I.D. in.	Maximum length ft.
52.1170	3/8	150
	1/2	100

### LOW CAPACITY MANUAL HOSE REEL

**WORKING PRESSURE: 3000 PSI**

Part No.	Hose I.D. in.	Maximum length ft.	Weight lbs
52.1260	3/8	100	23
	1/2	75	23



### STANDARD MANUAL HOSE REEL

Part No.	Hose I.D. in.	Maximum length ft.	Weight lbs
52.1360	3/8	250	28
	1/2	175	28

### EXTRA CAPACITY MANUAL HOSE REEL

Part No.	Hose I.D. in.	Maximum length ft.	Weight lbs
52.1460	3/8	350	33
	1/2	275	33



### IDEAL FOR PRESSURE WASH



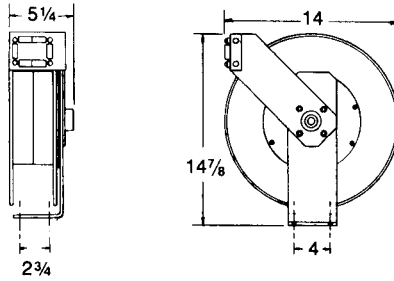
### HAND CRANK HOSE REEL

Part No.	Hose I.D.	Maximum Length	Inlet Outlet
52.0751	5/16 in.	100 ft.	1/4"
Assembly			
52.0704	Hose Reel 1/4 ID x 100' x 1/4 M NPT		Themomax blue
52.0714	Hose Reel 1/4 ID x 100' x 1/4 M NPT		Fleximax red
52.0732	Hose Reel 1/4 ID x 100' x 1/4 M NPT		Polyurethane blue
52.0734	Hose Reel 1/4 ID x 100' x 1/4 M NPT		Polymax blue
52.0741	Hose Reel 1/4 ID x 100' x 1/4 M NPT		Ultraflex yellow
52.0754	Hose Reel 1/4 ID x 100' x 1/4 M NPT		Supermax black

## Make work area safer

### HOSE REEL 1/4" & 3/8"

**Part No.**  
52.4300



### ASSEMBLY - 1/4" I.D. HOSE

Part No.						
With Hose Fleximax	With Hose Promax	With Hose Supermax	With Hose Valuflex	With Hose Thermomax	Length ft.	Thread (M) NPT
52.4121	52.4123	52.4125	52.4127	52.4129	25	1/4
52.4131	52.4133	52.4135	52.4137	52.4139	35	1/4

Replacement hose: series 49 and 50

### ASSEMBLY - 3/8" I.D. HOSE

Part No.						
With Hose Fleximax	With Hose Promax	With Hose Supermax	With Hose Valuflex	With Hose Thermomax	Length ft.	Thread (M) NPT
52.4320	52.4322	52.4324	52.4326	52.4328	25	3/8
52.4321	52.4323	52.4325	52.4327	52.4329	25	1/4

Replacement hose: series 49 and 50

### Applications

- Ideal for plant maintenance, auto/truck service garages, shops or other locations where shorter, low volume hoses are used with air, water, oil or grease applications

### Features

- With or without hose
- Solid 12 GA mounting plate
- Hidden latch mechanism to prevent grime buildup
- All brass shaft and swivel on low pressure reels
- Fully closed bead on spool to prevent hose cutting

### Specifications

#### Maximum Working Pressure

1000 PSI

#### Working Temperature

93°C (200°F)

#### Inlet

3/8" (F) NPT

### ACCESSORIES

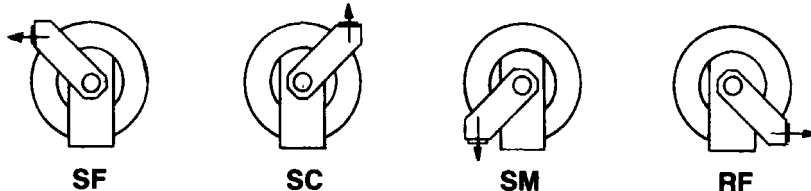
Part No.	Description
52.4580	Roller kit for Hose Reel 52.4500
52.4585	Roller kit for Hose Reel 52.4300
52.4597	Wall Bracket for 52.4300
52.4598	Wall Bracket for 52.4500


### ACCESSORIES

#### GUIDE ROLLERS FOR HOSE

Part No.	Hose I.D. (in.)
52.9140	1/4
52.9160	3/8
52.9170	1/2
52.9180	3/4
52.9190	1

### UNIVERSAL INSTALLATION





### HOSE REEL 1/4", 3/8" & 1/2"

#### Part No.

52.4500

### Applications

Ideal for plant maintenance, auto/truck service garages, shops or other locations where short hoses are used with air, water, oil or grease applications

### Features

- Two models based on needed capacity
- With or without hose
- Solid 12 GA mounting plate
- Hidden latch mechanism to prevent grime buildup
- All brass shaft and swivel
- Fully closed bead on spool to prevent hose cutting

### Specifications

#### Maximum Working Pressure

1000 PSI

#### Working Temperature

93°C (200°F)

#### Inlet

1/2" (F) NPT

### ASSEMBLY - 1/4" I.D. HOSE

Part. No.						
With Hose Fleximax	With Hose Promax	With Hose Supermax	With Hose Valuflex	With Hose Thermomax	Length ft.	Thread (M) NPT
52.4151	52.4153	52.4155	52.4157	52.4159	50	1/4

### ASSEMBLY - 3/8" I.D. HOSE

Part. No.						
With Hose Fleximax	With Hose Promax	With Hose Supermax	With Hose Valuflex	With Hose Thermomax	Length ft.	Thread (M) NPT
52.4330	52.4332	52.4334	52.4336	52.4338	35	3/8
52.4331	52.4333	52.4335	52.4337	52.4339	35	1/4
52.4450	52.4452	52.4454	52.4456	52.4458	50	3/8
52.4451	52.4453	52.4455	52.4457	52.4459	50	1/4
52.4470	52.4472	52.4474	52.4476	52.4478	75	3/8
52.4471	52.4473	52.4475	52.4477	52.4479	75	1/4

Replacement hose: series 49 and 50

### ASSEMBLY - 1/2" I.D. HOSE

Part. No.						
With Hose Fleximax	With Hose Promax	With Hose Supermax	With Hose Valuflex	With Hose Thermomax	Length ft.	Thread (M) NPT
52.4530	52.4532	52.4534	52.4536	52.4538	35	1/2
52.4531	52.4533	52.4535	52.4537	52.4539	35	3/8
52.4550	52.4552	52.4554	52.4556	52.4558	50	1/2
52.4551	52.4553	52.4555	52.4557	52.4559	50	3/8

Replacement hose: series 49 and 50

### ACCESSORIES

#### Part No.

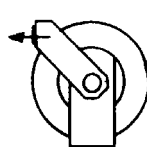
52.4580	Roller kit for Hose Reel 52.4500
52.4585	Roller kit for Hose Reel 52.4300
52.4597	Wall Bracket for 52.4300
52.4598	Wall Bracket for 52.4500

### ACCESSORIES

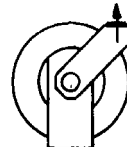
#### GUIDE ROLLERS FOR HOSE

Part No.	Hose I.D. (in.)
52.9140	1/4
52.9160	3/8
52.9170	1/2
52.9180	3/4
52.9190	1

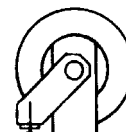
### UNIVERSAL INSTALLATION



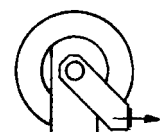
SF



SC



SM



RF

*Ideal for mobile units*

## HEAVY DUTY SPRING RETRACTABLE HOSE REEL

Part No.	Hose		Weight lbs
	I.D. in.	Length ft.	
52.6180	3/4	70	65
52.6190	1	45	65

### Features

- Beaded edges on spool prevents hose damage or injury to operator
- Heavy duty bearing hubs are factory lubricated for years of dependable service
- For 3/4" and 1" inch hose applications

### Specifications

#### Maximum Working Pressure

300 PSI

#### Working Temperature

93°C (200°F)

#### Inlet

1" (F) NPT



### Applications

- For lawn care, agriculture, service truck and many industrial applications
- Suitable for air, water, oil, grease and chemicals where longer lengths of hose are required

## MOTOR DRIVEN HOSE REEL

### LARGE SPOOL MODEL

No. de pièce	Boyau		Poids lbs
	dia. int. po.	Longueur maximale pi.	
52.8160	3/8	400	58
52.8180	3/4	100	62

### Features

#### Maximum Working Pressure

Model 3/8" and 1/2"..... 3000 PSI

Model 3/4" and 1"..... 300 PSI


#### Working Temperature

93°C (200°F)

#### Inlet

Model 3/8" and 1/2"..... 1/2" (F) NPT

Model 3/4" and 1"..... 1" (M) NPT



### Applications

- For lawn care, agriculture, service truck and many industrial applications
- Suitable for air, water, oil, grease and chemicals where longer lengths of hose are required

### VERY LARGE SPOOL MODEL

No. de pièce	Boyau		Poids lbs
	dia. int. po.	Longueur maximale pi.	
52.8260	3/8	500	63
52.8280	3/4	150	67

### Features

- Large and very large steel spool
- Beaded edges on spool prevents hose damage or injury to operator
- 12 volts motor suited for outside applications
- Motor sprocket and chain pinch point is safeguarded by design
- Solenoid and momentary switches available
- Brass swivel will not corrode in water applications
- For 3/8" to 1" inch hose applications

## ACCESSORIES FOR MOTOR DRIVEN HOSE REEL

Part No.	Description
52.8510	Switch
52.8520	Solenoid (12 Volts DC)
52.8530	Electric Motor (12 Volts DC)

## ACCESSORIES

### GUIDE ROLLERS FOR HOSE

Part No.	Hose I.D. (in.)
52.9140	1/4
52.9160	3/8
52.9170	1/2
52.9180	3/4
52.9190	1

### BRACKET FOR I-BEAM

No. de pièce : 52.9500